
































Bharatnatyam Dance

by
Ann Logan

<http://www.cross-stitch-pattern.net>



Key

Color	Symbol	Cat No.	Brand	Type	Stitches	Skeins
	■	3712	D.M.C.	Stranded Cotton	113	0.1
	×	3328	D.M.C.	Stranded Cotton	134	0.1
	—	351	D.M.C.	Stranded Cotton	64	0.1
	○	902	D.M.C.	Stranded Cotton	46	0.1
	↑	611	D.M.C.	Stranded Cotton	90	0.1
	%	610	D.M.C.	Stranded Cotton	66	0.1
	▽	167	D.M.C.	Stranded Cotton	79	0.1
	S	3828	D.M.C.	Stranded Cotton	76	0.1
	T	918	D.M.C.	Stranded Cotton	60	0.1
	↘	3771	D.M.C.	Stranded Cotton	84	0.1
	<	3830	D.M.C.	Stranded Cotton	181	0.1
	→	355	D.M.C.	Stranded Cotton	87	0.1
	I	3859	D.M.C.	Stranded Cotton	81	0.1
	Z	3857	D.M.C.	Stranded Cotton	71	0.1
	H	3064	D.M.C.	Stranded Cotton	136	0.1
	◆	407	D.M.C.	Stranded Cotton	58	0.1
	N	3772	D.M.C.	Stranded Cotton	116	0.1
		632	D.M.C.	Stranded Cotton	196	0.2
	●	437	D.M.C.	Stranded Cotton	77	0.1
	↙	433	D.M.C.	Stranded Cotton	53	0.1
	└	801	D.M.C.	Stranded Cotton	92	0.1
	4	898	D.M.C.	Stranded Cotton	65	0.1
	▼	938	D.M.C.	Stranded Cotton	71	0.1
	^	3864	D.M.C.	Stranded Cotton	85	0.1
	÷	3863	D.M.C.	Stranded Cotton	98	0.1
	>	3862	D.M.C.	Stranded Cotton	150	0.1
	┌	Ecru	D.M.C.	Stranded Cotton	27	0.1
	△	841	D.M.C.	Stranded Cotton	65	0.1
	•	840	D.M.C.	Stranded Cotton	57	0.1
	▶	839	D.M.C.	Stranded Cotton	50	0.1
	∅	838	D.M.C.	Stranded Cotton	68	0.1

Notes

Material Type: Aida Generic White

Sewing Count: 14/inch or 55/100mm

Design Size: 90 x 119 stitches

Sewn Design Size: 6.4 x 8.5 inches or 163 x 216 mm

Suggested Material Size: 12.3 x 14.4 inches or 313 x 366 mm

Stitch Style: Cross-stitch Using 2 strands

Below is a plan showing how the chart pages fit together.
The page number is shown at the top left of each chart page.

